

# Welcome to the Presentation on Social Security

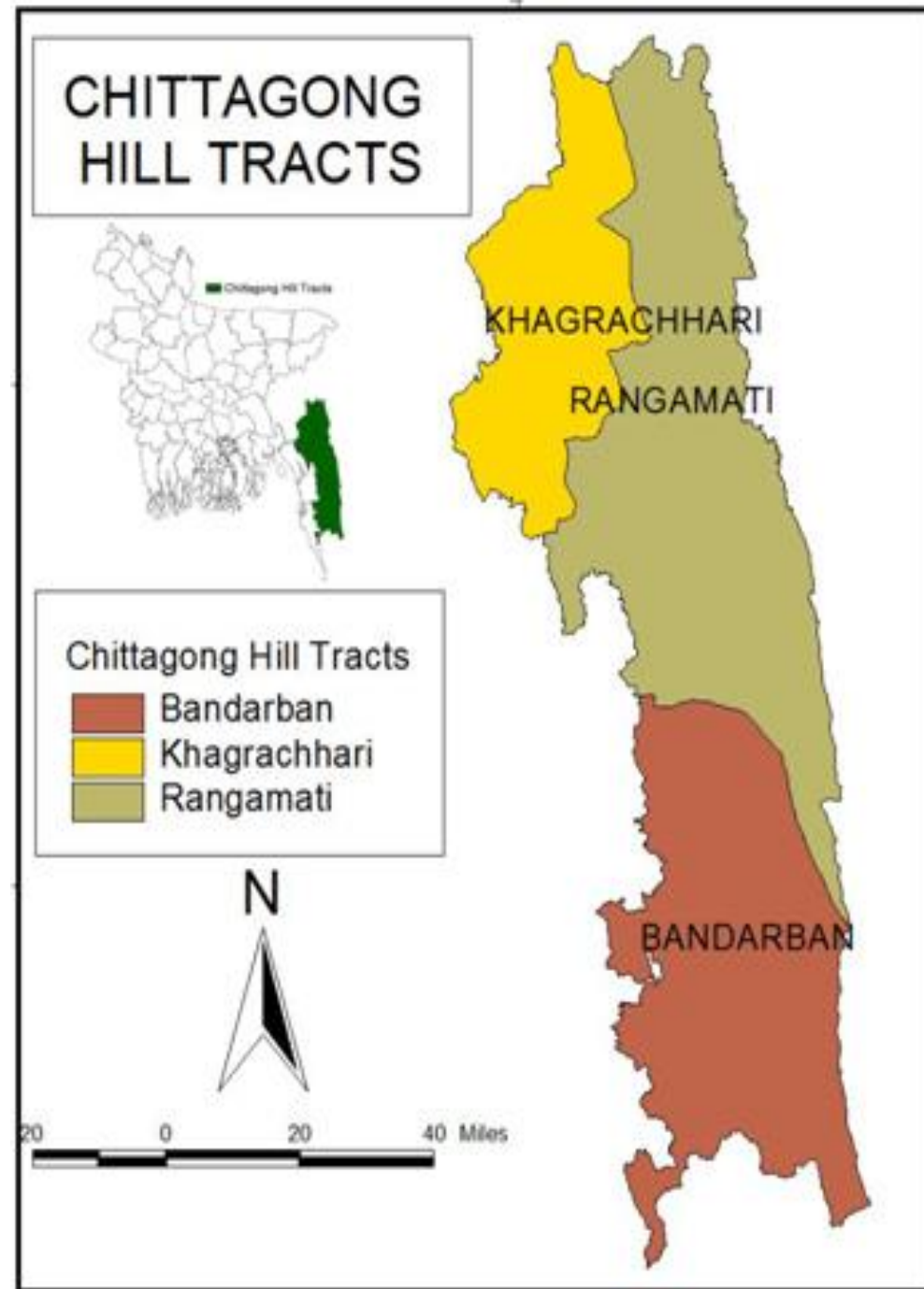
Presented by  
Manik Lal Banik  
Additional Secretary  
Ministry of CHT Affairs


# Name of the Programme




Food Security for CHT People

▶ Map of Chattogram Hill Tracts



- ▶ Population: 15,87,000 (2011 Census)
  - ▶ Ethnic Communities:  
Chakma, Marma, Tripura, Tongchongya,  
Chak, Pankho, Mru, Bawm, Lushai, Kheyang,  
and Khumi.
- 

# Background

- ▶ The Chattogram Hill Tracts comprises of three(3) hill districts – Rangamati, Khagrachari, and Bandarban
  - ▶ CHT Peace Accord signed on December 2, 1997 in order to uphold Political, Social, Cultural, Educational and Economic Rights of all citizens of the CHT region
  - ▶ The Ministry of Chattogram Hill Tracts Affairs (MoCHTA) has been established on 15 July, 1998 as an outcome of Peace Accord
- 



# Ministry of Chattogram Hill Tracts Affairs



# Hon'ble State Minister and Secretary of MoCHTA in a meeting on Social Security



# Vision and Mission

## **Vision:**


- ▶ Peaceful and prosperous Chattogram Hill Tracts

## **Mission:**


- ▶ To ensure socio-economic, political and educational rights of the CHT people by implementing social welfare Programmes



# Programmes for Social Security

- ▶ Harmony and Development Programme
  - ▶ Cluster Village Programme for 25,997 Non-tribal families
  - ▶ Food Rehabilitation Programme for the listed members of the CHT Jana Samhati Samity (JSS)
  - ▶ The rehabilitation programme for Tribal Refugee families returned from India
  - ▶ Special Programmes
- 

# Programmes for Food Security

- ▶ Cluster village Programme for 25,997 Non-tribal families
  - ▶ Food Rehabilitation Programme for the listed members of the CHT Jana Samhati Samity
  - ▶ The rehabilitation programme for Tribal Refugee families returned from India
- 

# Description of Programmes

Programme name	Rice (per kg)	Wheat (per kg)	Number of Beneficiaries	District	Allotted total Food Grains
Cluster village Programme for 25,997 Non-tribal families	35.96 per family	49.10 per family	25,997 families (Khagrachhari -24511 families), Rangamati-1486 families)	Rangamati and Khagrachhari	28,388.724 MT (Rice-12,000.724 MT, Wheat-16,388.000 MT)

# Description of Programmes (cont.)

Programme name	Rice (per kg)	Wheat (per kg)	Number of Beneficiaries	District	Alloted total Food Grains
Food Rehabilitation Programme for the listed members of the CHT Jana Samhati Samity	100.00 (per person)	-	1966 persons (Rangamati-1007 persons Khagrachhari-926 persons Bandarban-33 persons)	Rangamati Khagrachhari and Bandarban	15,514.269 MT Rice




# Description of Programmes (cont.)

Programme name	Rice (per kg)	Wheat (per kg)	Number of Beneficiaries	District	Alloted total Food Grains
The rehabilitation programme for Tribal Refugee families returned from India	Adult-21.70 (per person) Minor-10.85 (per person)	-	12223 Family (Rangamati-59 families, Adult-221, Minor -77) (Khagrachhari-12164 families, Adult-54274, Minor-10042)	Rangamati and Khagrachhari	2,359.800 MT Rice


# Allocation of TR and GR for MoCHTA from 2013-2014 to 2018-2019

Financial Year	Allocation of TR Food Grain (Rice & Wheat)	Allocation of GR (Amount in Taka)
2013-2014	75,000 MT (Rice 45,000, Wheat-30,000)	2,50,00,000
2014-2015	75,000 MT (Rice 45,000, Wheat-30,000)	3,00,00,000
2015-2016	75,000 MT (Rice 45,000, Wheat-30,000)	4,00,00,000
2016-2017	75,000 MT (Rice 45,000, Wheat-30,000)	5,00,00,000
2017-2018	80,000 MT (Rice 50,000, Wheat-30,000)	7,00,00,000
2018-2019	75,000 MT (Rice 45,000, Wheat-30,000)	8,00,00,000

# Lifecycle Stage and Thematic Clusters


- ▶ Lifecycle Stage:
    - Adult
    - Minor
  
  - ▶ Thematic Clusters:
    - Social Allowance Cluster
- 

# Areas of Contribution


- Poverty alleviation
  - Improvement of Living standards of beneficiary families
  - Increased financial stability among the beneficiary families and self reliance
  - Enhancing the Health and Education areas of beneficiary families' children
- 




# Challenges

- ▶ Complexity in distribution of food grains among the beneficiary families due to the death of many listed members
  - ▶ Lack of specific policy for determining succession and distribution of rations among them
  - ▶ Limited Cultivable land
  - ▶ Cultivation of low yielding varieties
- 


# Challenges

- ❑ Communities in the CHT suffer from poverty, natural disasters such as heavy rainfall, flashfloods and landslides that increase vulnerability and contribute to food insecurity and malnutrition
  - ❑ The hill people who are dependent on subsistence Jhum cultivation have little capacity to cope with such disasters
  - ❑ Hilly areas have many Hard-to-reach villages
- 

# Way Forward


- ▶ To take more conservation initiatives for the preservation of the natural forest in this region
  - ▶ To encourage and patronize cultivation of crops that are suitable to hill topography and environment
  - ▶ To introduce alternative livelihood program, such as, mixed fruit gardening, off-farm activity, farm activity, cultivation of spices, fisheries etc.
  - ▶ Introduction of value chain management to ensure fair price by the grower
- 

# Way Forward

- ▶ To provide vocational and technical training program for youth
  - ▶ To ensure quality education in primary and Secondary level
  - ▶ Improvement of communication facilities
  - ▶ To reduce existing food insecurity of the people of the CHT region
- 



# Way Forward

- ▶ To ensure financial stability among the beneficiary families
  - ▶ To prepare specific guidelines for determining succession and distribution of ration
  - ▶ To maintain Peace and Harmony
  - ▶ To ensure proper coordination among all the development agencies and institutions
- 

**Mr. Obaidul Kader, MP, Minister of Road Transport and Bridges is distributing relief along with Mr. Bir Bahadur Ushew Sing MP, State Minister of CHT Affairs in Bandarban Hill District**





# Rations Distribution by the Deputy Commissioner of Rangamati Hill District



# Rations Distribution among the JSS members in Bilaichari Upazila





# Rations Distribution among the JSS members in Bilaichari Upazila



# Rations distribution among the Non-tribal families of cluster village in Naniarchar Upazila



**Thank You**

