

Welcome

Conference on National Social Security

Session: Food Security Preparedness and
Efficiency in Emergency Response

Ministry of Agriculture

Md. Sirajul Haider ndc
Additional Secretary
Ministry of Agriculture

Ministry of Agriculture

- One of the largest ministries
- 17 Dept./ organizations under the ministry
- Extension dept, Research organization, Training Institutes
- Workforce up - to grass root (Union level)
- Key Responsibility- Increase Agricultural Production
- Helps achieve and maintain Food and Nutrition Security

Base Documents Followed

- Vision 2021 & 2041
- 7th Five years Plan,
- Sustainable Development Goal (SDG)
- Agriculture Policy 2018,
- Delta Plan 2100

Activities relating to NSS:

- Increase crop production
- Free distribution of seeds, seedlings and fertilizers to the poor and marginal farmers
- Distribution of cash as incentives for seed, fertilizer and irrigation
- Subsidy on fertilizer
- Incentives on agricultural machineries
- Skill development Training
- On line Advisory services

Activities relating to NSS:

Food Production

- Increase Food crop production for ensuring food and nutrients security
- Food production (Cereal) is increasing every year,
- Production of Pulses, oil seeds and vegetables are also increasing

Status of Food Production

- ❑ World ranking of Bangladesh:
 - 3rd in Vegetable production
 - 4th in Rice production
 - 7th in Potato production
 - 7th in Mango production



3rd



4th



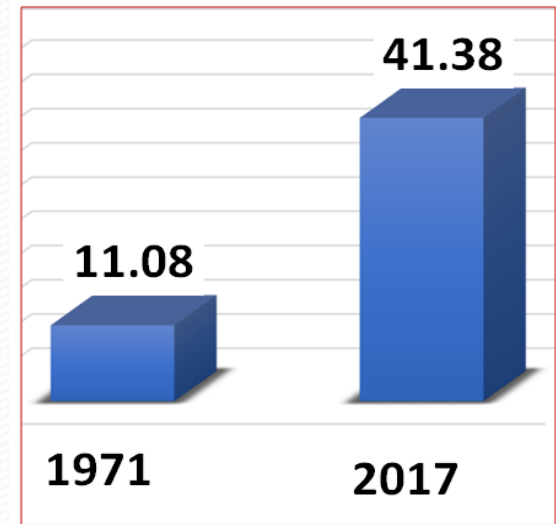
7th



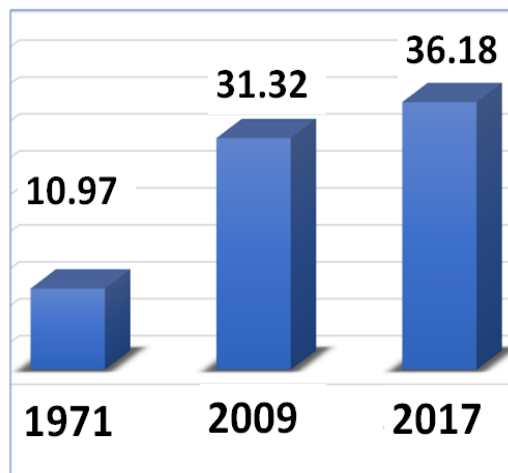
7th

Status of Food Production

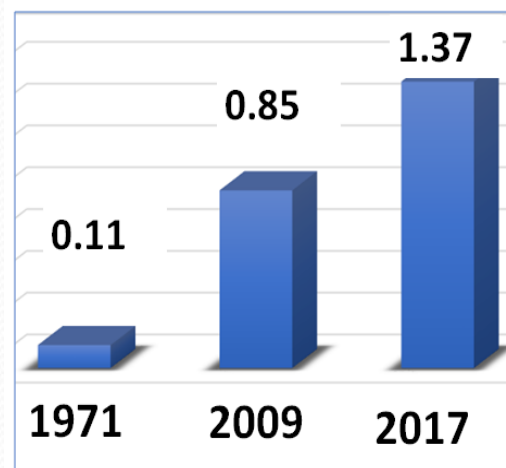
- ❑ Self sufficiency in cereal crop production
- ❑ Cereal crop production increased by almost 3.73 times compared to 1970-71
- ❑ Increased production compared to 1971:
 - Rice by 3.3 times
 - Wheat by 12.45 times
 - Maize by 1276 times



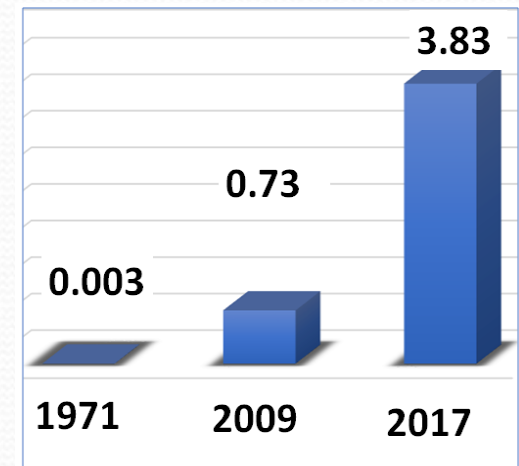
Cereal Crop (MMT)



Rice (MMT)



Wheat (MMT)



Maize (MMT)

Cereal Crop Production (In lac MT)

Food crop	2006-07	2009-10	2013-14	2014-15	2015-16	2016-17	2017-18
Rice	265.30	313.17	343.57	347.11	347.10	338.06	362.79
wheat	7.35	8.49	13.02	13.48	13.48	13.12	11.53
Maize	5.22	7.30	25.16	23.61	27.59	35.78	38.93

Other Crop Production (In lac MT)

Food crop	2006-07	2009-10	2017-18
Potato	41.61	52.68	103.17
Pulse	2.75	1.96	10.31
Oil	3.29	8.40	9.70
Vegetables	20.33	29.08	159.54

Activities relating to NSS

Emergency Preparedness & Responses

- Buffer stock of seeds
- Buffer stock of fertilizer
- Agricultural rehabilitation
- On line Advisory services regarding crop production and protection

Activities relating to NSS

Varietal Development

- From 2008-09 to till to date, following varieties are developed and released -
 - 35 rice varieties by BRRI,
 - 170 different crops varieties by BARI,
 - 55 different crops varieties by BINA,
 - 7 cotton varieties by CDB.
- Using GMO technology 4 BT Brinjals varieties have been developed

Activities Relating to NSS

Seed production and distribution

- Quality seeds of modern HYV of crops are produced,
- Seeds of hybrid, Transgenic and Biotech crop varieties
- Quality is ensured during production, processing, packaging and storage,
- Seeds are distributed at a fare price to the farmers to increase crop production,

Seed Production and Distribution (in MT)

Name of seed	2014-15		2015-16		2016-17		2017-18	
	Production	Distribution	Production	Distribution	Production	Distribution	Production	Distribution
Rice seed	82423	84901	80874	74558	81798	81508	85361	87668
Wheat seed	28177	27208	16533	20667	18110	14861	17956	18177
Maize seed	213	238	5	571	16	5	21	5
Potato seed	25179	22568	26315	25134	32627	25441	33044	31321
Pulse seed	1726	2353	2358	1323	2180	1488	2476	1888
Oil seed	1421	1782	1792	1300	1264	1462	1245	1023
Jute seed	1044	1044	880	724	775	710	723	223
Vegetable seed	123	115	107	83	85	65	45	73
Spices seed	109	108	105	80	106	100	110	105
Total	140414	140317	128969	124440	136961	125640	140981	140483

Activities Relating to NSS

Rehabilitation & Incentives

- Small & marginal farmers affected by flood, flash flood, hail storm, heavy rain, cyclone etc. are brought under agricultural rehabilitation program,
- Free distribution of seeds, seedlings of modern HYV aus and aman rice and cash support for crop production during kharif season,
- Free distribution of seeds and fertilizer, and cash support under incentive program for production of Boro rice, pulses, oilseeds, maize, wheat, potato and vegetables during robi season,

Activities Relating to NSS

Rehabilitation & Incentives (contd.)

- Distribution of cash for irrigation to the poor farmers in the Barind region in robi season,
- From 2008-09 to 2017-18, TK. 827.17 crore have been disbursed under rehabilitation program and 74,54,313 farmers have been benefited.
- 50% -70% Incentives on agricultural machineries are also provided
- Distributed 2 Crore 8 Lacs 13 Thousands 477 input cards to the Farmers
- Opened Bank Account of BDT 10 for 1 Crore 1 Lac 19 Thousand 548 , Present Savings BDT 282 crores

Agricultural Rehabilitation in last 10 years :

Financial year	Amount (in Lac TK.)	Number of Beneficiries (person)
2008-09	4780.9726	643178
2009-10	4960.6389	681433
2010-11	12725.53	1307477
2011-12	4183.40	415206
2012-13	5389.4975	638436
2013-14	6159.63805	581247
2014-15	6478.792165	415014
2015-16	6746.3873	550167
2016-17	7499.9926	644499
2017-18	23793.10538	1577656
Total =	82,717.95	74,54,313

Activities Relating to NSS

Subsidy on Fertilizer

- Fertilizer is one of the major inputs to increase crop production,
- Timely distribution and availability of fertilizer ensured,
- To reduce production cost, subsidy is provided on fertilizers,
- Reduced fertilizer cost four times and settled the lowest price.

Fertilizer	Imported Cost (Tk./kg)	Subsidized Price(Tk./Kg)
Urea	35/-	16/-
TSP	80/-	22/-
MoP	70/-	15/-
DAP	90/-	25/-

Subsidy on fertilizer in last 10 years :

(in crore Taka)

Financial Year	Expenditure
2008-09	5076.30
2009-10	4028.99
2010-11	5637.06
2011-12	6452.38
2012-13	11970.34
2013-14	8642.73
2014-15	6936.10
2015-16	6266.12
2016-17	3309.57
2017-18	4885.96
Total	63,205.55

Activities Relating to NSS

Irrigation

- To increase production, irrigation facilities and area are increasing day by day,
- Total irrigated area is 66.10 lakh ha,
- **Irrigation facilities –**
 - Deep tube well (DTW) ,
 - Shallow tube well (STW),
 - Low Lift Pump (LLP),
 - Dug well & solar irrigation system,
 - Buried pipe , etc.

Activities Relating to NSS

Emergency Preparedness & Responses

- **Buffer stock of seeds** : Buffer stock of seeds is maintained in different areas to face the emergency need,
- **Buffer stock of fertilizer** : Buffer stock of fertilizer is maintained to face the emergency need,
- **On line Consultative service delivery** : Forecasting And advice regarding crop production and protection are provided through Krishi Tathya Batayan, Krishi call centre- 16123, Krishi community Radio, Krishok Bondhu Phone- 3331 etc.
- **Agricultural Rehabilitation**

Activities Relating to NSS

Skill Development Training

- Skill development training are provided on –
 - Crop production technology,
 - Seed production, processing and storage,
 - Value addition,
- In 2017-18, skill development training provided to 7.47 lakh farmers.
- Due to these trainings - production and income increased, employment opportunity created, livelihood improved and poverty reduced.

NSS related Priority Projects and Programs:(ongoing)

- Implementation of projects in Haors areas to increase cropping intensity
- Establishment of BIRTAN to reduce of nutritional problems, to develop Skilled human resources and to create employment opportunities.
- Ensuring Nutrition security through year round fruits production.
- Invention of flood , drought ,salinity and high temperature tolerant crop varieties to cope with Climate Change effect,
- Implementing projects on the marketing of agricultural products to ensure fair price for the farmers

NSS Related Priority Projects and Programs (ongoing)

- **Implementing projects on farm Mechanization Technology to increase crop production and minimize the seasonal labor crisis,**
- **Providing subsidy to farmers in purchasing agriculture equipments to promote Farm Mechanization,**
- **Introduction of internet facilities to all marketing offices at district level and publication of market prices and information at the website,**
- **Ensuring proper use of surface water through modern irrigation technologies,**
- **Extension and popularization of cultivation of vegetables and spices on floating bed in water logging area.**

Allocation and Expenditure of ADP in FY 2008-09 to 2017-18

(in Crore Taka)

FY	Project Number	Allocation	Expenditure
2017-18	62	1488.17	1474.76
2016-17	63	1771.84	1755.32
2015-16	71	1811.42	1800.53
2014-15	63	1431.14	1422.63
2013-14	81	1335.91	1324.51
2012-13	74	1146.71	1108.72
2011-12	71	1019.24	982.71
2010-11	64	1048.85	1019.71
2009-10	60	942.73	901.69
2008-09	64	791.25	708.35
Total	673	12,787.26	12,498.93

Challenges

- ❑ Decreasing agricultural land
- ❑ Small size of lands, Fragmentation of plots
- ❑ Natural calamities
- ❑ Climate change
- ❑ Socio-economic condition of the farmers
- ❑ Existing agricultural market value chain
- ❑ Ensuring fare price
- ❑ Shortage of Agri labor force

Future Strategy to Ensure Food & Nutrition Security

- ❑ Establishment of Crop Zones
- ❑ Introduction of Community based modern farming
- ❑ Increasing of cropping areas in Aus & Aman seasons
- ❑ Use of maximum surface water in irrigation
- ❑ Development and extension of climate tolerant varieties
- ❑ Year-round production & supply of fruits & vegetables
- ❑ Strengthening market value chain
- ❑ Production of High-value crops
- ❑ Safe food production
- ❑ Establishment of GAP



Thanks

www.moa.gov.bd



11/7/2018

